

Working Together Toward a Statewide Certification: Where Are We Now?

First 5 California Pre-Summit

April 10, 2018

Welcome & Introductions



Setting a Context for Learning

- Choose one of the **Foundational Principles** that connects to your own beliefs about coaching.
- Mingle and share the principle you've selected and how it connects to your beliefs about coaching.
- After three rounds, we will share as a group.

SIRFEET

LOUSED For Block PARTY!

Today's Agenda

- Opening Invitations
- Introduction to the California Coaching Certification Design Process
- Free-Form Mapping of Discovery Data
- Making Meaning of California Coaching Competencies
- Initial Plans for Pathways to Coaching Certification
- Chalk Talk: Sharing Your Thoughts
- Closing Reflections

Invitations for Learning



- Take advantage of the wisdom in the room:
Network
- Acknowledge the process:
Believe
- Consider what this means for you and your community:
Interpret
- Anticipate the future:
Dream

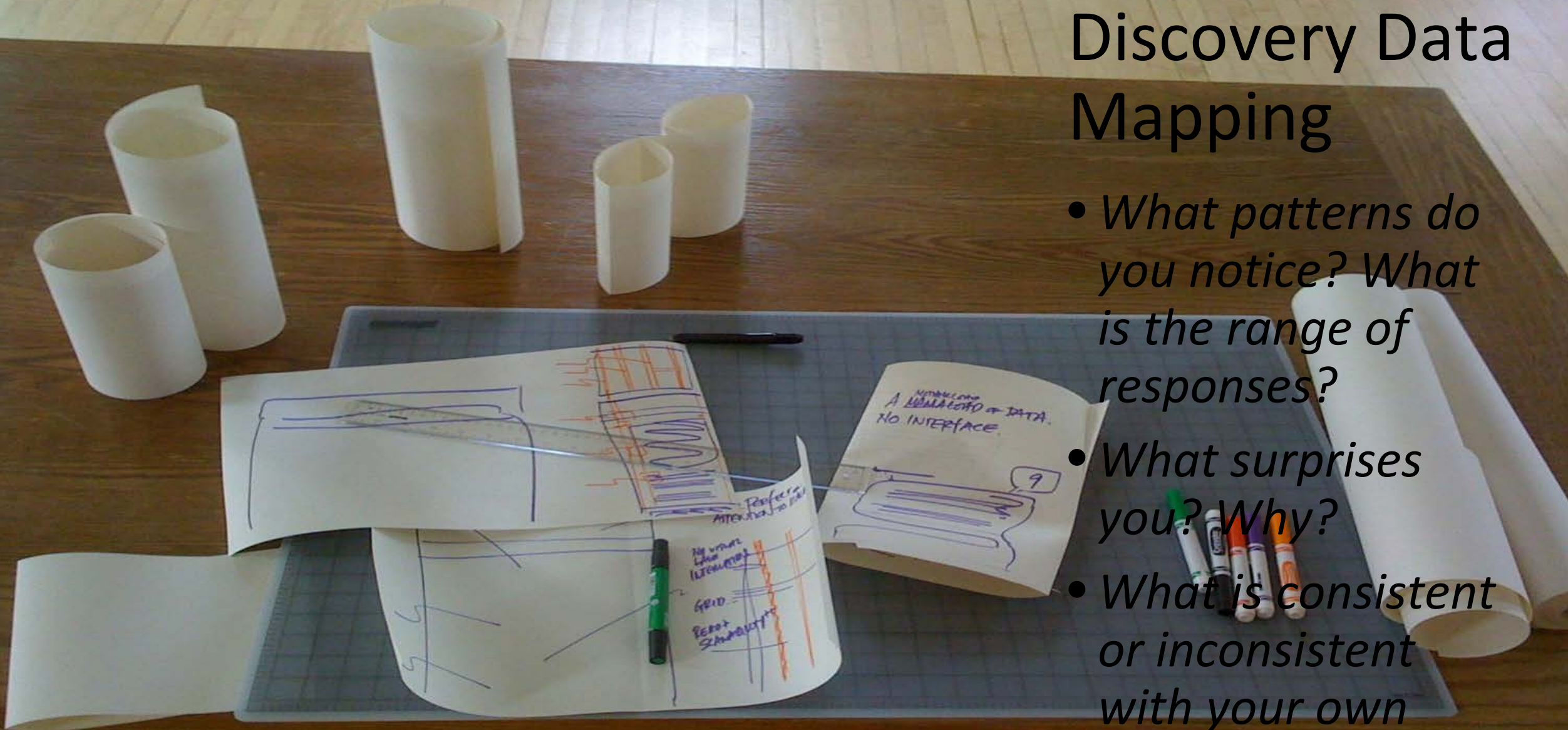
Our Process



Interviews with HUB
Leads

Discovery Data Mapping

- *What patterns do you notice? What is the range of responses?*
- *What surprises you? Why?*
- *What is consistent or inconsistent with your own experience?*



Gallery Walk

- Stroll the room and review the maps.
- Look for patterns, surprises, questions.
- Take breaks as needed.



Our Process



California Coaching
Competencies

The California Coaching Competencies

First, review the California Coaching Competencies document on your own.

Then, in table groups discuss:

- *What do you see?*
- *What questions does it raise for you?*
- *What is significant about this text?*
- *What implications does this have for your coaches? Community?*

Our Process

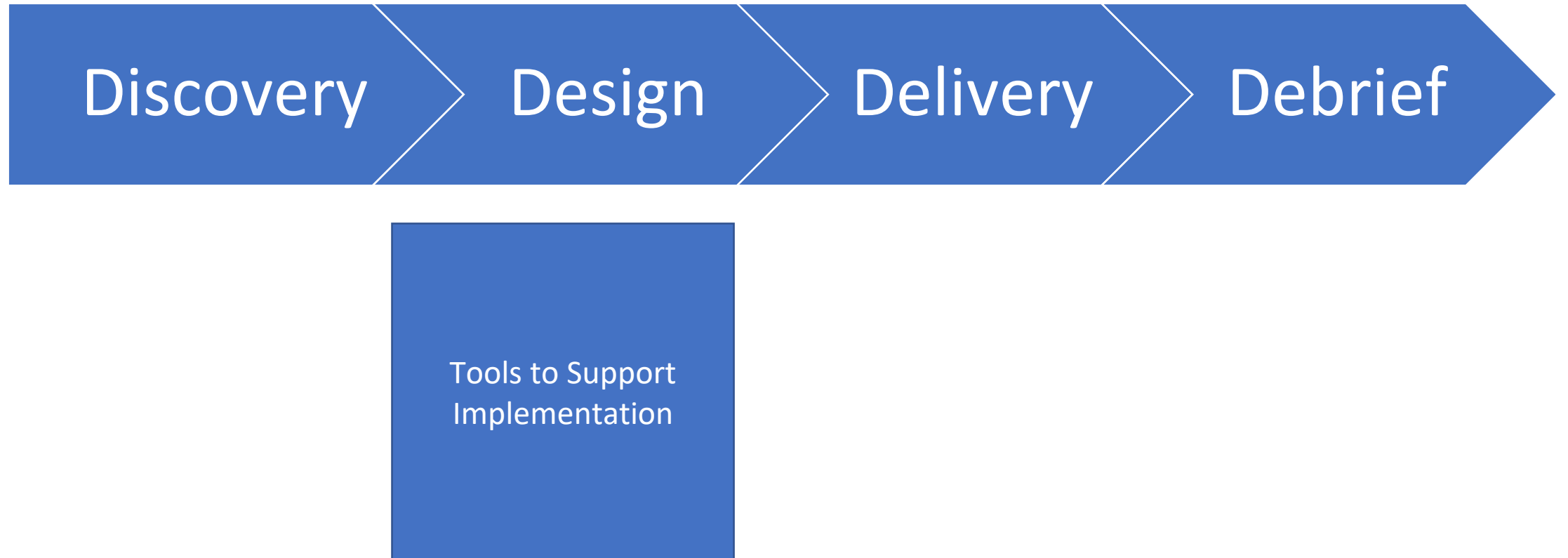


Seeing the
Competencies in Your
Coaching Practice

Seeing Competencies in Coaching Behaviors: Calibrating Our Lens



Our Process



Our Plans & Recommendations: Designing Self-Study Tools



Chalk Talk




- *How does what you heard today impact your community?*
- *What questions do you still have about this certification process?*
- *What are you excited about?*

Closing Reflection

With your table group, create a “tweet” (short and sweet) that communicates something important or significant about this session.

Where Are We Going Next?



Thank you

cảm ơn bạn

mahadsanid

Спасибо

谢谢

Gracias